


# Pentecost

## All Age Service Resources

Adapted from [www.manchester.anglican.org](http://www.manchester.anglican.org) &

Down and Dromore Jigsaw Resource:

<https://www.ddyc.co.uk/resources/item/378-jigsaw>



- + Preparation
- + Background Information
- + Sermon outline and ideas
  - + Prayers
  - + Memory Verse
- + Dramatized reading
  - + Crafts

## Preparation

The following will be needed to be prepared beforehand:

- Construction of fiery streamers and torches
  - ✚ (orange, red and yellow ribbon or crepe paper with card or foil as a handle.  
For flying flame templates and instructions see:  
[https://www.strandz.org.nz/uploads/4/6/5/9/46590535/flying\\_flames.pdf](https://www.strandz.org.nz/uploads/4/6/5/9/46590535/flying_flames.pdf)
- Construction of windmills
  - ✚ Pentecost windmill/pinwheel template and instructions here:  
<https://bryonytaylor.com/2013/05/27/pentecost-craft-idea/>
- Children or adults with large pieces of Corrugated cardboard (to generate wind)
  - ✚ Alongside this you could have people with decorated paper plates in the congregation who wave them to generate wind and flame:
- Congregation who have practised responses and actions for the sermon slot



**TOP TIP** If you don't have time to construct things, you can decide on sounds, actions and noises for the sermon instead.

For example, you can allocate the word **Hallelujah** to 1 section of the congregation; **Hosanna** to another and **Praise the Lord** to another and have them practise shouting them altogether before the sermon. If there are people in the congregation who speak other languages you could invite them to teach the congregation a simple praise phrase so there are various languages being used. Then show them what cue to look out for during the sermon.

Hebrew for Praise God is Hallelujah

Spanish for Praise God is Alabado dea Dios

Russian for Glory to God is Slava Bogu

Irish for Thanks be to God is Buiochas le Dia

German for Thank God is Gott sei Dank

Can you add any more?

Similarly, you can teach:

- Flicking wrists and flickering finger as hand signals for flames and
- Blowing and whistling storm noises for wind (whistle Hooooo through open 'o' shaped lips into cupped hands)

AND if you have a Gallery or Balcony, you could drop **red balloons or twirling doves** (see <https://www.youtube.com/watch?v=rr8uaEFIE34> for a step by step guide) at the exact moment that the Holy Spirit arrives.

## PENTECOST BACKGROUND INFO (Taken from Jigsaw DDYC)

### **Background info:**

Jesus has died, risen again, spent 40 days with His disciples and then taken up to heaven - the Ascension.

Jesus told His disciples not to be afraid, He would be leaving them but God would send someone to them in His place - the Holy Spirit, 'the helper', 'the comforter'.

The Holy Spirit came 10 days after Jesus ascended into heaven, therefore 50 days had gone by since Easter.

Pentecost marks the official end of the 50 days of the Easter Season ('*Pente*'- cost). It celebrates the Acts 2 outpouring of the Holy Spirit on the disciples and into the world!

It's the time when we remember that God sent the Holy Spirit to live inside believers. Jesus promised that the Holy Spirit would come into the lives of those who followed Him.

Pentecost is also known as the 'Birthday' of the Christian Church. On the day of Pentecost 3000 people became Christians - the birth of the Church! The Holy Spirit came to the disciples with wind and fire and helped them to do things they'd never been able to do before, like speak other languages and have the courage to speak in front of crowds of people and heal the sick!

Pentecost was originally a Jewish festival (see the book of Leviticus 23:15-20); 'The festival of the harvest' when all Jews would gather in Jerusalem to celebrate the harvest and give thanks for the good gifts of harvest. This was why there were Jews from different countries congregating in Jerusalem and many people speaking in many languages in Acts 2.

Sometimes we feel like we can't do things or we'd like to change but it's really hard and we can't do it ourselves. God sends the Holy Spirit to help us!

## **PENTECOST SERMON OUTLINE & IDEAS: (taken from Manchester Diocese)**

### The Church's first birthday

Pentecost was the day on which the Church was born!

It is an event that goes unnoticed outside the church itself. It celebrates the coming of the Holy Spirit into our lives. It reminds us that without God we can do nothing.

**Question** "Who likes having to wait for something?"

*[Encourage the congregation to make disgruntled groaning noises to the below suggestions.]*

- Waiting for a bus to arrive
- For the car in front to start moving in a traffic jam
- Holidays to come
- Birthdays
- Me to stop talking

The friends of Jesus otherwise known as the disciples and others who had seen Jesus ascend into heaven on Ascension Day had been instructed to go back to Jerusalem and wait for the Spirit to come.

**Question** "What do you do when you are waiting for something to happen?"

*[Encourage the congregation to do it now.]*

- Twiddle thumbs
- Tap your foot
- Sigh
- Yawn
- Look at your watch/phone

Jesus had promised this very important thing but they had to wait and.....wait and.....wait!

The story begins fifty days since the Feast of the Passover when the Jewish harvest festival known as Pentecost was taking place. The followers of Jesus were meeting together DAILY in a large room whilst they did many things together:-

- Read their bibles
- Prayed together
- Worshipped together
- Encouraged each other

It was about ten days since they had seen Jesus for that final time.

**Suddenly there was a sound like a mighty wind.**

- [Make sound like a mighty wind.]
- [Chosen people move up side aisles fanning congregation with large pieces of corrugated cardboard and then again back down the central aisle.]
- [Try blowing the windmills to see what the power of wind can do.]

**The room was filled with the sound of roaring wind to a deafening pitch.**

**Tongues of fire appeared above and flames separated to form a flickering flame above each person's head.**


- [*Children hold up their torches/streamers and other make flickering motions above the person in front of them CAREFULLY!! Drop balloons or doves etc*]

**All those in the room were filled with Holy Spirit and began to praise God in different languages.**

- [*Three groups begin to shout their praise phrases at the SAME time.*]

This is what it was like.

Do you feel that chaos has broken out?



Others outside would know that something different was happening because all this occurred LOUDLY.

People of all races were in Jerusalem for the festival celebrations and when the people gathered inside the room came outside they began preaching to them and ALL OF THEM heard THEIR OWN LANGUAGE AND UNDERSTOOD. They heard of the marvellous things that Jesus had done. They could not find an explanation for what was going on.

What did it all mean?

As usual some mocked them and accused them of being drunk, but we know different. After all it was only 9 o'clock in the morning.

The Spirit had come in power just as Jesus said. It would allow them to do many things in His name and gave them a new courage to do so.

It would help them understand Jesus and God even more, especially when they read the scriptures.

It would direct their decisions in life when they wanted to know what to do.

This meant that unlike Jesus who had only been able to be in one place at one time it could be there at any time with people in different places at the SAME time. It would enable them to access him at any time.

Are we ready to wait upon that same Spirit?

Are we ready to go in His power to tell others about Jesus and what he has done personally for us in our lives?

Are we ready to be guided into ways that he directs us to in the future?

Maybe we need to wait on Him now for a few moments or spend time in prayer in our own homes today?

## PRAYERS

(provided by Jill Hamilton, CMN Connor Diocese)

The fire of the Spirit is at work,  
leading us into love, joy, peace and truth.

**Amen.**

We offer the gifts you have given us,  
to be used to serve others.

**Amen.**

Send your Spirit again to fill us  
as we go on our way.

**Amen!**

Thank you, God, for power to praise you.

*Thank you, Holy Spirit,*

Thank you, God, for power to serve you.

*Thank you, Holy Spirit.*

Thank you, Lord, for peace and patience

*Thank you, Holy Spirit,*

Thank you, Lord, for your presence

*Thank you, Holy Spirit.*

Thank you, God, for acts of healing.

*Thank you, Holy Spirit,*

Thank you, God, for true believing.

*Thank you, Holy Spirit.*

Thank you, Lord, for faith to trust You

*Thank you, Holy Spirit,*

Thank you, Lord, for power to love you

*Thank you, Holy Spirit.*


Thank you, God, for courage and boldness.

*Thank you, Holy Spirit,*

Thank you, God, for all your greatness.

*Thank you, Holy Spirit.*

(Geraldine Witcher)





## MEMORY VERSE / NURSERY RHYME PENTECOST SONG

(taken from Jigsaw DDYC Resource)

*'The helper is the Holy Spirit the father will send in my place.*

*He will teach you everything and help you*

*remember everything I have told you.'*

**John 14:26**



***Sing the Memory Verse!***

Put these verses to the tune of ***'Here we go round the mulberry bush'***.

Here we go round the mulberry bush. ***The helper is the Holy Spirit***

The mulberry bush. The mulberry bush. ***the father will send in my place.***

Here we go round the mulberry bush. ***He will teach you everything,***

On a cold and frosty morning. ***To remember what I have told you.***

## Dramatic Reading

For three voices. (with crowd parts spoken by all 3 or by the congregation)

**Narrator 1** When the day of Pentecost came the believers were meeting together in one place. Suddenly, there was a sound from heaven like the roaring of a mighty windstorm in the skies above them, and it filled the house where they were meeting.

**Narrator 2** Then what looked like tongues of fire appeared and settled on each one of them. Everyone present was filled with the Holy Spirit and began speaking in other languages as the Holy Spirit gave them the ability.

**Narrator 3** Godly Jews from many nations were living in Jerusalem at that time. When they heard this sound, they came running to see what it was all about, and they were bewildered to hear their own languages being spoken by the believers. They were beside themselves with wonder.

**Crowd** How can this be? These people are from Galilee, and yet we hear them speaking the languages of the lands where we were born!

**Narrator 1** There were Parthians, Medes , Elamites,

**Narrator 2** People from Mesopotamia, Judea, Cappadocia,


**Narrator3** Pontus, the province of Asia, Phrygia and Pamphylia,

**Narrator 1** Areas of Libya toward Cyrene, visitors from Rome, Cretans and Arabians.

**Narrator 2** We all hear these people speaking in our own languages about the wonderful things that God has done!

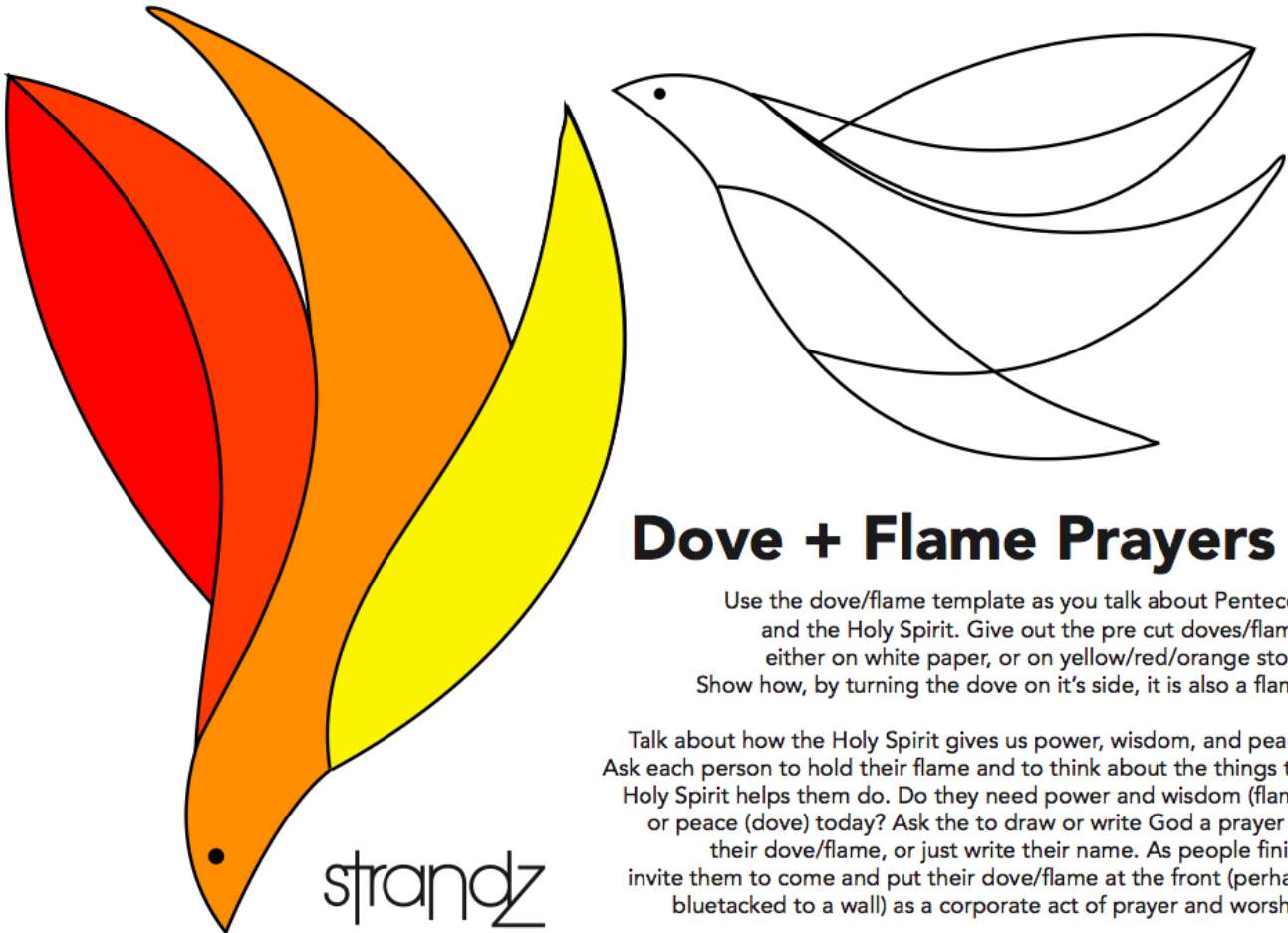
**Narrator 3** They stood there amazed and perplexed and wondered what it all meant. Some in the crowd made fun of them and shouted out.

**Crowd** They have had too much wine. They must be drunk!



## CRAFTS:

For this Dove Flame template, and other fantastic Pentecost templates and instructions visit: <https://www.strandz.org.nz/pentecost.html#>




### Dove + Flame Prayers

Use the dove/flame template as you talk about Pentecost and the Holy Spirit. Give out the pre cut doves/flames either on white paper, or on yellow/red/orange stock. Show how, by turning the dove on it's side, it is also a flame.

Talk about how the Holy Spirit gives us power, wisdom, and peace. Ask each person to hold their flame and to think about the things the Holy Spirit helps them do. Do they need power and wisdom (flame) or peace (dove) today? Ask the to draw or write God a prayer on their dove/flame, or just write their name. As people finish, invite them to come and put their dove/flame at the front (perhaps bluetacked to a wall) as a corporate act of prayer and worship.

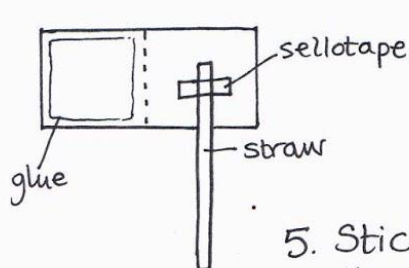
For the below Pentecost Spinner and other inspiring ideas for everything from Story telling to prayer to messy play, visit:

<http://flamecreativekids.blogspot.com/search?q=pentecost>



## Pentecost Spinner

1. Cut out the rectangle above and colour it in.
2. Fold along the dotted line
3. Turn the rectangle face down



4. Stick a straw to the middle of one half and glue all round the other half

5. Stick the glued side on top of the straw side

6. Twizzle the straw between your hands to make the sound of the wind



7. Watch the flame appear above the disciple's head!